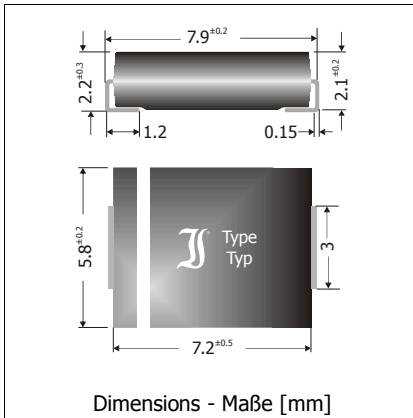


SK82 ... SK815

Surface Mount Schottky Rectifier Diodes Schottky-Gleichrichterdioden für die Oberflächenmontage

Version 2014-01-16



Nominal current – Nennstrom	8 A
Repetitive peak reverse voltage Periodische Spitzensperrspannung	20...150 V
Plastic case Kunststoffgehäuse	~ SMC ~ DO-214AB
Weight approx. – Gewicht ca.	0.21g
Plastic material has UL classification 94V-0 Gehäusematerial UL94V-0 klassifiziert	
Standard packaging taped and reeled Standard Lieferform gegurtet auf Rolle	



Maximum ratings

Grenzwerte

Type Typ	Repetitive peak reverse voltage Periodische Spitzensperrspannung V_{RRM} [V]	Surge peak reverse voltage Stoßspitzensperrspannung V_{RSM} [V]	Forward voltage Durchlass-Spannung V_F [V] ¹⁾	
			$I_F = 5$ A	$I_F = 8$ A
SK82	20	20	< 0.50	< 0.55
SK83	30	30	< 0.50	< 0.55
SK84	40	40	< 0.50	< 0.55
SK85	50	50	< 0.63	< 0.70
SK86	60	60	< 0.63	< 0.70
SK88	80	80	< 0.77	< 0.85
SK810	100	100	< 0.77	< 0.85
SK815	150	150	< 0.79	< 0.87

Max. average forward rectified current, R-load Dauergrenzstrom in Einwegschtaltung mit R-Last	$T_T = 100^\circ\text{C}$ $T_T = 85^\circ\text{C}$	I_{FAV}	8 A ²⁾ 8 A ³⁾
Repetitive peak forward current Periodischer Spitzenstrom	$f > 15$ Hz	I_{FRM}	30 A ²⁾ 27 A ³⁾
Peak forward surge current, 50/60 Hz half sine-wave Stoßstrom für eine 50/60 Hz Sinus-Halbwellen	$T_A = 25^\circ\text{C}$	I_{FSM}	140/150 A ²⁾ 125/135 A ³⁾
Rating for fusing, $t < 10$ ms Grenzlastintegral, $t < 10$ ms	$T_A = 25^\circ\text{C}$	i^2t	100 A ² s ²⁾ 78 A ² s ³⁾
Operating junction temperature – Sperrschichttemperatur Storage temperature – Lagerungstemperatur	T_j T_s		-50...+150°C -50...+150°C

1 $T_j = 25^\circ\text{C}$

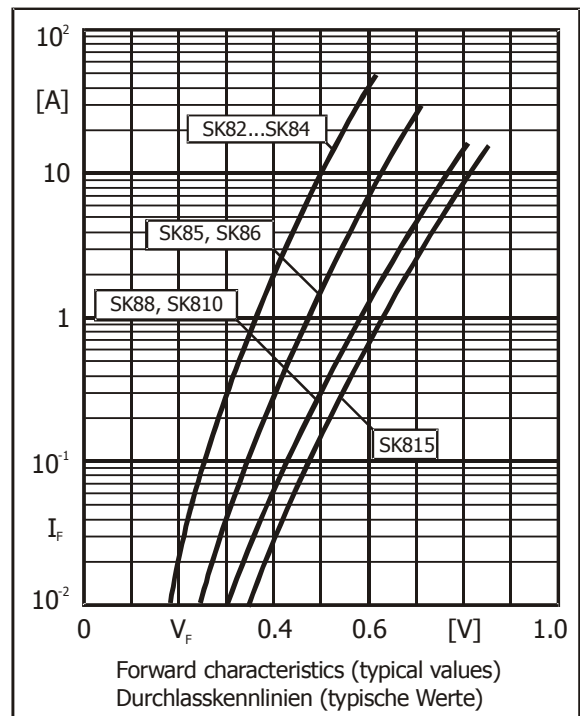
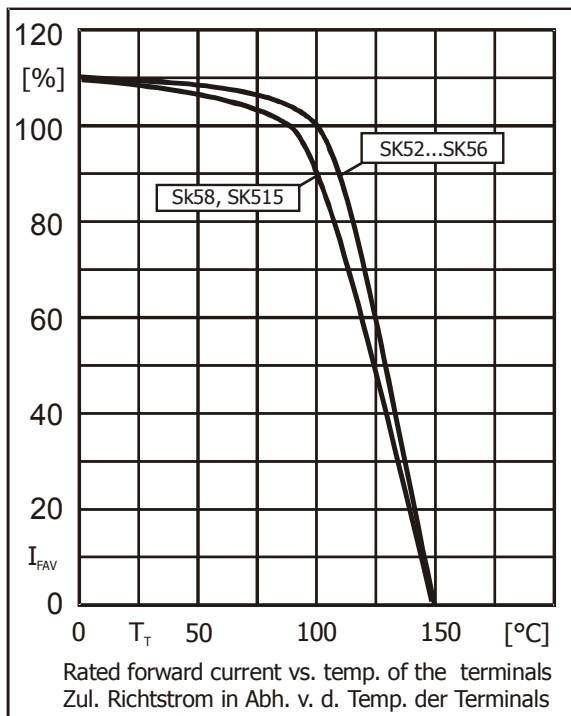
2 SK82 ... SK86

3 SK88 ... SK815

Characteristics

Kennwerte

Leakage current Sperrstrom	$T_j = 25^\circ\text{C}$ $T_j = 100^\circ\text{C}$	$V_R = V_{RRM}$ $V_R = V_{RRM}$	I_R I_R	< 200 μA < 20 mA
Thermal resistance junction to ambient air Wärmewiderstand Sperrschicht – umgebende Luft				R_{thA} < 40 K/W ¹⁾
Thermal resistance junction to terminal Wärmewiderstand Sperrschicht – Anschluss				R_{thT} < 10 K/W



1 Mounted on P.C. board with 50 mm² copper pads at each terminal
Montage auf Leiterplatte mit 50 mm² Kupferbelag (Lötpad) an jedem Anschluss