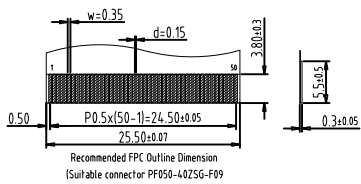
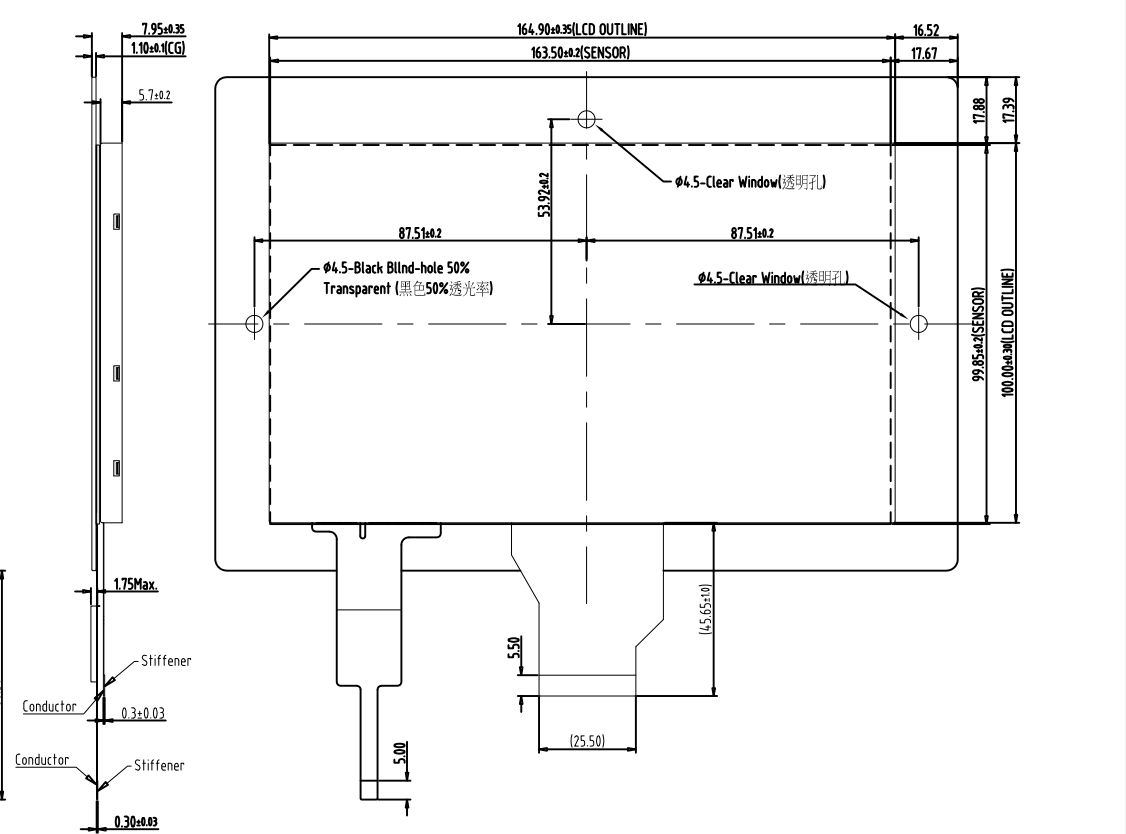
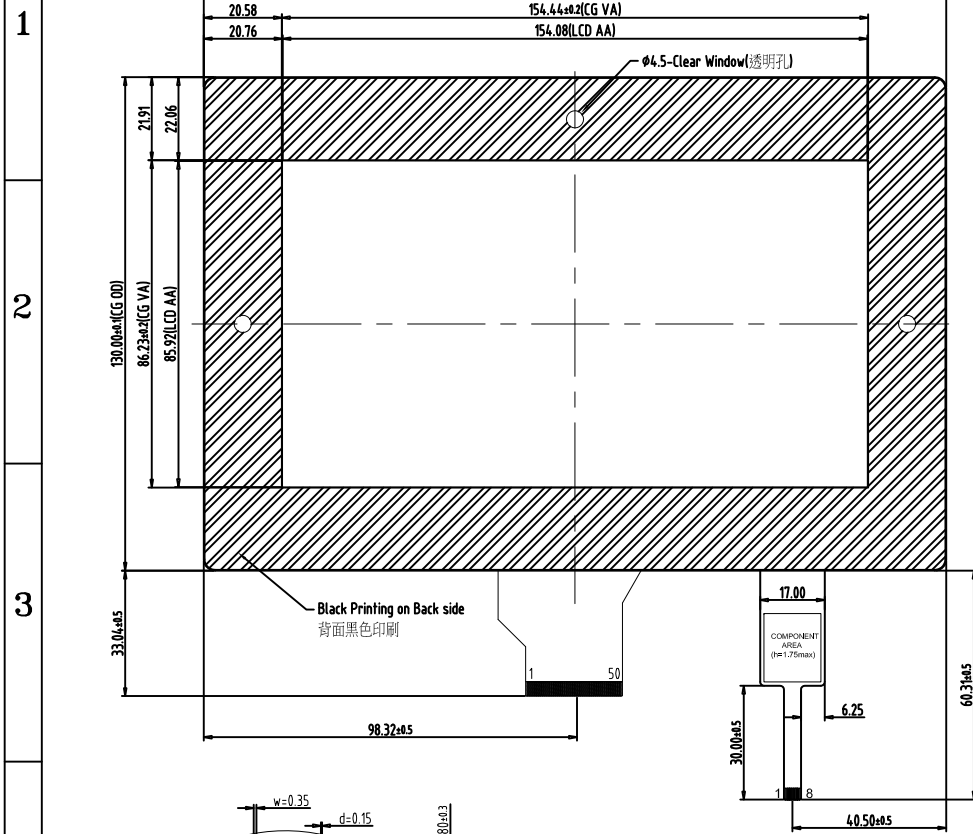


UNLESS OTHERWISE SPECIFIED TOLERANCE IS ± 0.1 :FRACTIONS DECIMALS ANGLES IS ± 0.5 UNIT: mm

VER	REVISION RECORD	DATE
A	First issue	2015.02.16

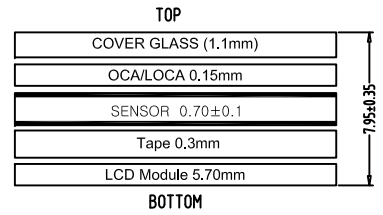


made by UJI Electronics or equivalent)

PIN	SYMBOL	PIN	SYMBOL	PIN	SYMBOL	PIN	SYMBOL	PIN	SYMBOL	PIN	SYMBOL
1	VLED+	11	HS	21	G6	31	R4	41	VGH		
2	VLED+	12	B7	22	G5	32	R3	42	VGL		
3	VLED-	13	B6	23	G4	33	R2	43	AVDD		
4	VLED-	14	B5	24	G3	34	R1	44	RESET		
5	GND	15	B4	25	G2	35	R0	45	NC		
6	VCOM	16	B3	26	G1	36	GND	46	VCOM		
7	DVDD	17	B2	27	G0	37	DCLK	47	DITHB		
8	MODE	18	B1	28	R7	38	GND	48	GND		
9	DE	19	B0	29	R6	39	L/R	49	NC		
10	VS	20	G7	30	R5	40	U/D	50	NC		

PIN	SYMBOL
1	GND
2	GND
3	VDD
4	INT
5	RESET
6	SCL 1.8V
7	SAD 1.8V
8	GND

CTPSpecification	
Item	Description
1.Type	Glass+ITO Sensor
2. IC	FT5406
3.Operation Temp.	-20°C~70°C(≤90%RH)
4.Storage Temp.	-20°C~70°C(≤90%RH)
5.Connect Material	FPC
6.Driving Voltage	2.8V - 3.3V
7.Light Transparency	85% Min
8.Surface Hardness	6H(Pencil)



CUSTOMER APPROVAL