


DATE: 2015.01.10
SPEC: SICE - SP - R036

To: PHP MARIITEX

SPECIFICATION

FOR AL. ELECTROLYTIC CAPACITORS (RFZ SERIES)



=> RFZ1V471MIBV

Please return us one copy your signed specification after you approved of it

MANUFACTURE: DAEWOO ELECTRONIC EQUIPMENT CO., LTD

SUPPLIER'S DAEWOO

Maker	Checker	Approval



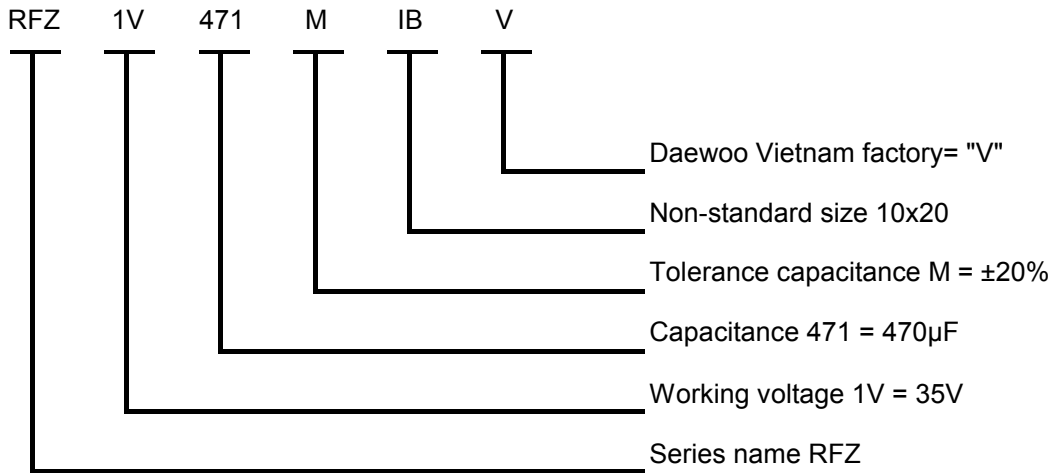
CUSTOMER'S PHP MARITEX

Maker	Checker	Approval

SICE - SP - R036	APPROVAL DATA FOR ELECTROLYTIC CAPACITOR	REV. Date	2015.01.10
DAEWOO ELECTRONIC EQUIPMENT VIETNAM CO., LTD		REV. NO	0
		Page	1 of 10

We hand in this specification in order to be approved of electrolytic capacitors (RFZ series) that our company is going to deliver your company.

1. Composition Type: RFZ1V471MIBV "10x20"



2. Operating temperature range:

35WV: -40°C to $+105^{\circ}\text{C}$ (-40°F to $+211^{\circ}\text{F}$)

3. Electrical characteristic:

3.1 Capacitance.

The capacitance is measured at a frequency of 120Hz at a temperature of $20^{\circ}\text{C} \pm 2^{\circ}\text{C}$ ($68^{\circ}\text{F} \pm 3.6^{\circ}\text{F}$) with a maximum of 0.5 Vrms applied.

Capacitance tolerance	(M): -20% ~ +20%
-----------------------	------------------

3.2 Leakage current (L.C)

35V	$I \leq 0.01CV$ or $3\mu\text{A}$, Whichever is greater (After 2 minutes)
-----	---

I = DC Leakage current (μA)

C = Nominal capacitance (μF)

V = Rated Voltage (WV.DC)

SICE - SP - R036 DAEWOO ELECTRONIC EQUIPMENT VIETNAM CO.,LTD	APPROVAL DATA FOR ELECTROLYTIC CAPACITOR	REV. Date	2015.01.10
		REV. NO	0
		Page	2 of 10

3.3 Tangent of Loss Angle (Tanδ)

The tangent of the loss angle when measured at a frequency of 120Hz at a temperature of (20°C ± 2°C) (68°F ± 3.6°F) shall be less than the values indicated below:

Tanδ (max., at 20°C,120Hz)	35V
	0.12

When capacitance is over 1000μF, Tanδ shall be added 0.02 to the listed value with increase of every each 1000μF.

4. Test.

4.1 Damp heat

The capacitor shall be stored at a temperature of 40 ± 2°C and relative humidity of 90% to 95% for 240 ± 8hours. And then the capacitor shall be subjected to standard atmospheric conditions for 1 to 2 hours, after which measurements shall be made.

Capacitance change Max	Within ± 20% of the initial value.
Dissipation factor	Within value specified above.
Leakage current	Within value specified above.

4.2 Load life

After applying rated voltage for 7000hours at +105°C and then listed being stabilized at +20°C capacitors shall meet following limits .

Capacitance change	Within ± 20% of the initial measured value.
Tanδ	≤ 200% of the initial specified value
Leakage current	≤ The initial specified value.

SICE - SP - R036	APPROVAL DATA FOR ELECTROLYTIC CAPACITOR	REV. Date	2015.01.10
DAEWOO ELECTRONIC EQUIPMENT VIETNAM CO.,LTD		REV. NO	0
		Page	3 of 10

4.3 Shelf life

After storage for 1000hours at +105°C with no voltage applied and then being stabilized at +20°C, capacitors shall meet following limits.

Capacitance change Max	Within $\pm 25\%$ of the intial measured value.
Dissipation factor	$\leq 200\%$ of the initial specified value
Leakage current	\leq The initial specified value

4.4 Impedance ratio at low temperature

When capacitor are stored at the temperature of $-40^{\circ}\text{C} \pm 3^{\circ}\text{C}$ and $20^{\circ}\text{C} \pm 2^{\circ}\text{C}$ respectively the ratio of impedance measured at each test temperature with the frequency of 120 Hz shall be less than value.

W.V (V)	35
Z-25°C/Z20°C	2
Z-40°C/Z20°C	3

4.5 Resistance to soldering heat

For other procedures than those specified below soldering iron method.

+ Temperature: $260 \pm 5^{\circ}\text{C}$

+ Application time of soldering iron: 10 sec

Capacitance change Max	Within $\pm 20\%$ of the initial value.
Dissipation factor	Within values specified above
Leakage current	Within values specified above

SICE - SP - R036	APPROVAL DATA FOR ELECTROLYTIC CAPACITOR	REV. Date	2015.01.10
DAEWOO ELECTRONIC EQUIPMENT VIETNAM CO.,LTD		REV. NO	0
		Page	4 of 10


5. Recommended cleaning solvents

Methanol, isopropanol, isobutanaol, ethanol, petroleum ether, propanol and or commercial detergents.

Halogenated hydrocarbon cleaning agents such as freon (MF, TF, TMC or TC) trichloroethylene, trichloroethane, or methylchloride are not recommended as they may damage the capacitor.

6. Marking


The following items shall be marked indelibly and legibly on the spoci-fled location.

- 1). Brand: 
- 2). Series Designation: RFZ
- 3). Rated Voltage (DC): 35V
- 4). Capacitance (μF): 470μF
- 5). Capacitance Tolerance: (M): ±20%
- 6). Maximum Operating Temperature: 105°C
- 7). Lot No: 5A
- 8). Sleeve Colour: Black

7. Lot Number

The lot number regulates the following formula. But 1, 0, I are exception

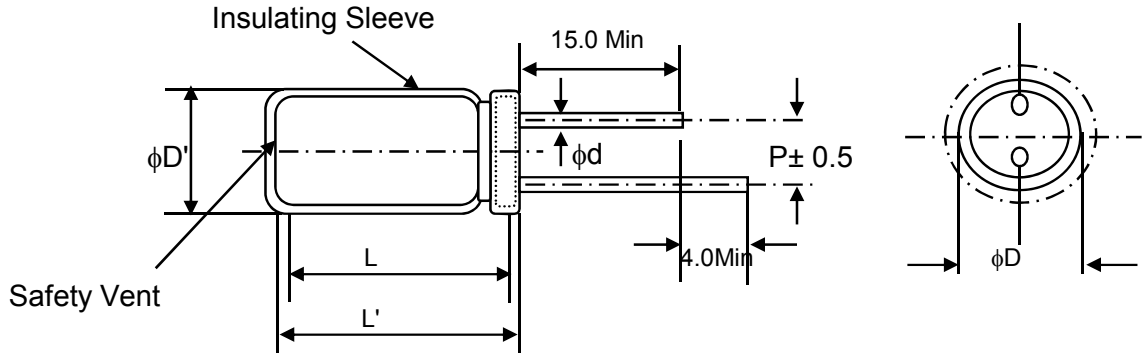
Ex: Jan 2015



MONTH	1	2	3	4	5	6	7	8	9	10	11	12
YEAR	A	B	C	D	E	F	G	H	J	K	L	M

SICE - SP - R036	APPROVAL DATA FOR ELECTROLYTIC CAPACITOR	REV. Date	2015.01.10
DAEWOO ELECTRONIC EQUIPMENT VIETNAM CO.,LTD		REV. NO	0
		Page	5 of 10

8. CASE SIZE AND DIMENSION



* Standard lead style:

ϕD	10
P	5.0
ϕd	0.6

$D' = [D + 0.5] \text{Max}$

$L' = [L + 1.0] \text{Max. at } D \leq 8.0$

$L' = [L + 1.5] \text{Max. at } D \geq 10.0$

9. RIPPLE CURRENT COEFFICIENT

* Frequency

Cap(μF) \ Freq(Hz)	120	1K	10K	100K
470	0.55	0.77	0.94	1.0

* Temperature

Temperature	$\leq 70^{\circ}\text{C}$	85°C	105°C
Factor	2.1	1.7	1.0

10. DIMENSION & PERMISSIBLE RIPPLE CURRENT [mA(rms) at 105°C , 100KHz]

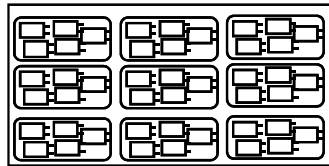
WV (V)	CAP (μF)	SIZE	I_R	Z
35	470	10x20	1300	0.05

SICE - SP - R036	APPROVAL DATA FOR ELECTROLYTIC CAPACITOR	REV. Date	2015.01.10
DAEWOO ELECTRONIC EQUIPMENT VIETNAM CO.,LTD		REV. No	0
		Page	6 of 10

11. Packing methode

11.1 Cutting products shall be packed in a vinyl bag then put un inner box.

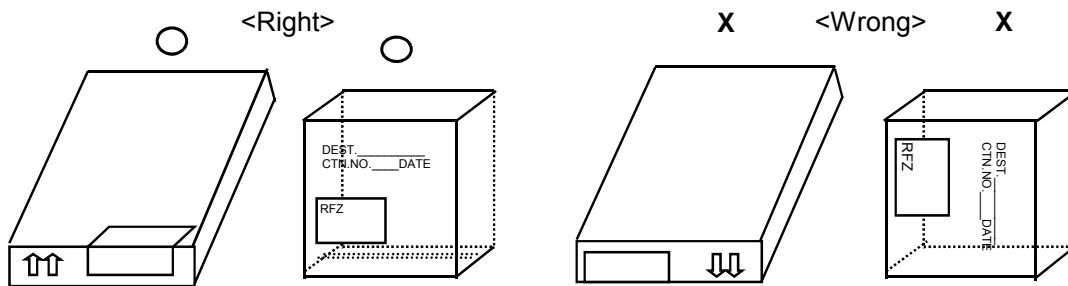
There shall be a single part number in a inner carton.



11.2 Polarity identifications on a cardboard box shall match the polarity of products.

11.3 Inner carton box shall be handled as follows.

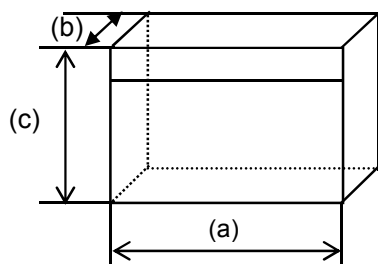
- * No more than 10 inner carton boxes shall be piled.
- * In case of putting the boxes lengthways, the indication of porarity shall face up.
- * The products shall be handled with care.



11.4 The inner cartons shall be packed in a cardboard box for transportation.

Various part number can be packed in a outer carton.

11.5 Shape & dimensions of inner carton shall be as follows.



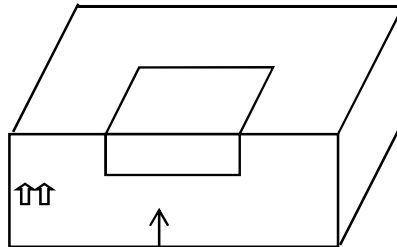
Case size		(a)	(b)	(c)
ϕD	L			
$\phi 10$	20	350	260	310



* Note: The dimensions listed above may be changed without notice. The carton shall be suitable for the auto-insert machines after change.

SICE - SP - R036	APPROVAL DATA FOR ELECTROLYTIC CAPACITOR	REV. Date	2015.01.10
DAEWOO ELECTRONIC EQUIPMENT VIETNAM CO.,LTD		REV. No	0
		Page	7 of 10

* Inner box packing standard cut type:



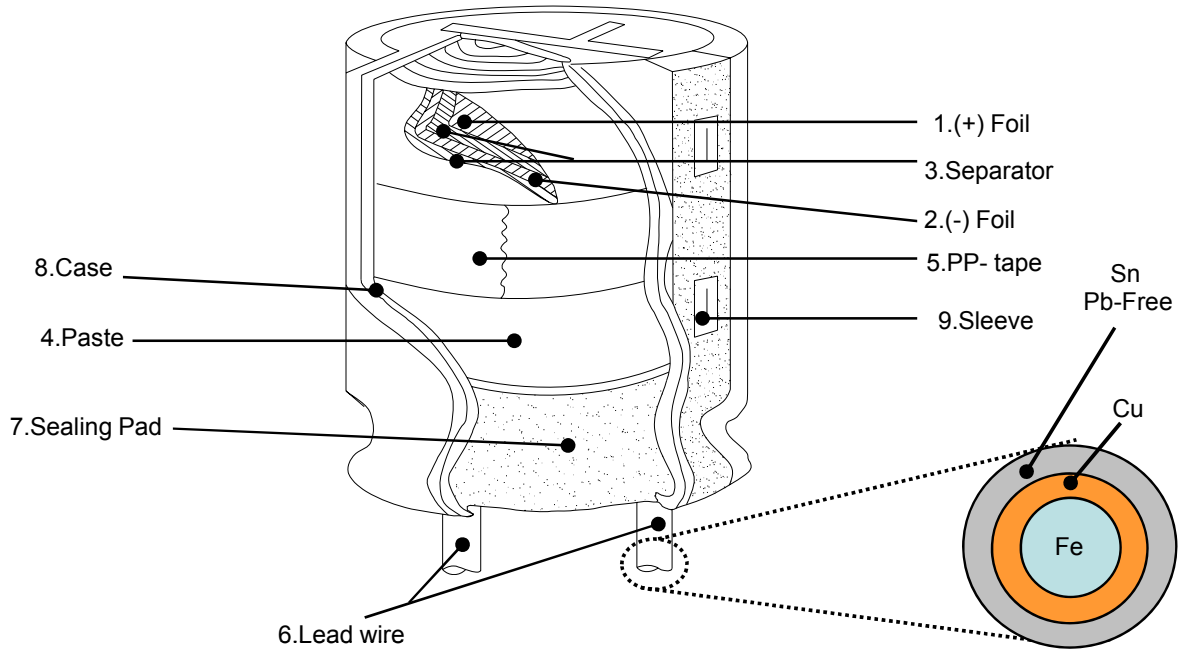
Caps name/Packing	** WV **	uF
case size **x**		
Type **/**	Rating ** WV ** uF	Qty **** PCS
Case size *x*	Lot No. *****	Exp. Tol. M P/N
Company name		
	[Barcode]	
	[Barcode]	

11.6 Packing quantity Cut type:

Product diameter [mm]	Inner carton quantity min. Packing quantity [Pcs]	Outer carton quantity [Pcs]
φ 10	2000	4000

SICE - SP - R036	APPROVAL DATA FOR ELECTROLYTIC CAPACITOR	REV. Date	2015.01.10
DAEWOO ELECTRONIC EQUIPMENT VIETNAM CO.,LTD		REV. NO	0
		Page	8 of 10

12.CONSTRUCTION RADIAL TYPE CAPACITORS.



No	Raw Materials			Contents(ppm=mg/kg)						ICP Data
	Part Name	Vendor	Material	cd	pb	Hg	Cr6+	PBB	PBDE	
1	FOIL(+)	HAIXING, HFCC	Aluminium	0	0	0	0	0	0	#1
2	FOIL(-)	ELE-CON	Aluminium	0	0	0	0	0	0	#2
3	Paper	KAN	Pulp	0	0	0	0	0	0	#3
4	PASTE	CAPCHEM	MEG	0	0	0	0	0	0	#4
5	Adhesive Tape	TAPEX	Polypropylene	0	0	0	0	0	0	#5
6	Lead wire	Litton	Al,Fe+Sn	0	0	0	0	0	0	#6
7	Rubber	Lien Eki	Rubber	0	0	0	0	0	0	#7
8	Case	Oakley	Aluminium	0	0	0	0	0	0	#8
9	Sleeve	MOODEUNG	PVC	0	0	0	0	0	0	#9
10	Sleeve Ink	MOODEUNG	INK	0	0	0	0	0	0	#10
11	Box Packing	TRUONG HUNG	Kraft	0	0	0	0	0	0	#10
TOL				0	0	0	0	0	0	
SAMSUNG Eco-Partner Standard				5	100	800	800	100	100	

SICE - SP - R036		APPROVAL DATA FOR ELECTROLYTIC CAPACITOR		REV. Date	2015.01.10
DAEWOO ELECTRONIC EQUIPMENT VIETNAM CO.,LTD				REV. NO	0
				Page	9 of 10
RAW MATERIAL SUPPLIERS LIST					
Items	Company name	Country	Contents	Using of CE	Remark
Anode Foil	- HFCC	- CHINA	* Low and high gain Anode Foil	* All series of CE	* Forming(+)
	- HAIXING	- CHINA	* High voltage (160Fv up) Foil		
Cathode Foil	- ELE-CON	- CHINA	* Cathode Foil (20, 40, 50 μ m)	* All series of CE	* Etching(-) * PURITY : 98.4%
Lead wire	- LITTON	- CHINA	* Lead-wire welding and press	* 04 type only	* Sn 100% coated
Case	- OAKLEY	- CHINA	- 04 ~ 18 Al-case press	* All series of CE	
Sleeve	- MOODEUNG	- KOREA	* PVC tube	* 04, Snap-in all	
Paper	- KAN	- CHINA	* 100% from CHINA	* All series of CE	
Rubber	- LIEN EKI	- MALAYSIA	* Normal and butyl Rubber	* All series of CE	
Paste	- CAPCHEM	- CHINA	* Adipic Acid, Boric Acid	* All series CE	
Adhesive Tapex	- TAPEX	- KOREA	* Element winding film	* 04, Snap-in all	



SICE - SP - R036	APPROVAL DATA FOR ELECTROLYTIC CAPACITOR	REV. Date	2015.01.10
DAEWOO ELECTRONIC EQUIPMENT VIETNAM CO.,LTD		REV. NO	0
		Page	10 of 10

CONFIRMATION AND ACTION PLAN TABLE

No	Banned Substances and total abolish	PART OR RAW MATERIAL MANUFACTURER		ACTION PLAN TO ELIMINATE IF STILL USING
		NOT USE	USE	
1	Cadmium and cadmium compounds	X		
2	PBB and PBDE	X		
3	Chlorinated paraffins (chlorine flame retarding materials/plasticizers)	X		
4	Polychlorinated biphenyl (PCB) category	X		
5	Polychlorinated naphthalene category	X		
6	Organic tin compounds(Tributyl tin category/Triphenyl tin category)	X		
7	Asbestos	X		
8	Azo compounds	X		
9	Lead and its compounds	X		
10	Mercury and its inorganic compounds	X		
11	Hexavalent chromium compounds	X		
12	Polyethylene terephthalate (PET)		X	
13	Organic bromine compound except PBB and PBDE	X		
14	Manufacturing Process : Ozone Depleting Substances	X		
15	Manufacturing Process : Chlorined organic solvent	X		