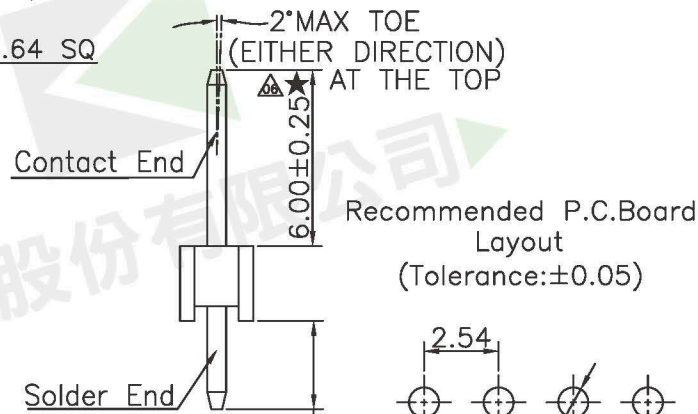
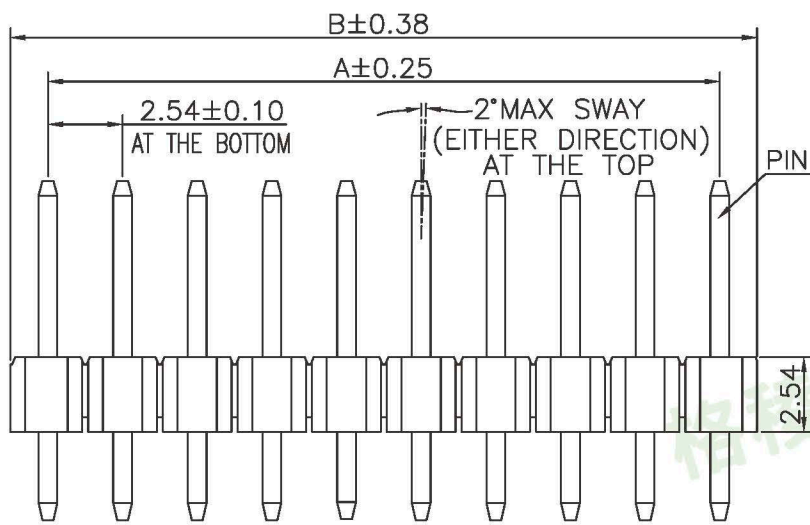
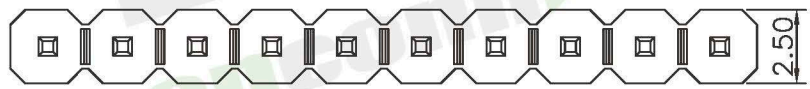


Specifications  
 Current Rating:3Amp  
 Insulation Resistance:1000MΩMin.  
 Dielectric Withstanding Voltage:600VAC  
 Contact Resistance:20mΩMax.  
 Operating Temperature:-40°C to +105°C  
 Materials

REV.	LOCAS.	DESCRIPTION	DATE	DRAWN
04	△	變更新料號	2009.01.13	王群祥
05	△	依業務要求變更為臺達專用圖面并變更圖號	2011.06.23	李芳忠
06	△	增加車載產品標示	2013.11.13	曹熙

Contact Material: Brass  
 Insulator Material:Thermoplastic, UL 94V-0  
 PBT or the equivalent material  
 All materials must meet Greenconn

△☆ requirement for environment protection.  
 "★": Critical Characteristics.  
 符號"★"表示(與安全或法規無關)客戶特殊要求,與產品組裝、功能等相關的產品或過程特殊特性。  
 "☆": Safety Features  
 符號"☆"表示(與安全或法規有關)那些與政府法規符合性或車輛/產品功能安全性相關的產品或過程特殊特性。



PART NO.	A	B	Insulator Material	Standard Packing
GPHA101-0102A001A1BA	--	2.54	PBT	Box
GPHA101-0202A001A1BA	2.54	5.08	PBT	Box
GPHA101-0302A001A1BA	5.08	7.62	PBT	Box
GPHA101-0402A001A1BA	7.62	10.16	PBT	Box
GPHA101-0502A001A1BA	10.16	12.70	PBT	Box
GPHA101-0602A001A1BA	12.70	15.24	PBT	Box
GPHA101-0702A001A1BA	15.24	17.78	PBT	Box
GPHA101-0802A001A1BA	17.78	20.32	PBT	Box
GPHA101-0902A001A1BA	20.32	22.86	PBT	Box
GPHA101-1002A001A1BA	22.86	25.40	PBT	Box
GPHA101-1102A001A1BA	25.40	27.94	PBT	Box
GPHA101-1202A001A1BA	27.94	30.48	PBT	Box
GPHA101-1302A001A1BA	30.48	33.02	PBT	Box
GPHA101-1402A001A1BA	33.02	35.56	PBT	Box
GPHA101-1502A001A1BA	35.56	38.10	PBT	Box
GPHA101-1602A001A1BA	38.10	40.64	PBT	Box
GPHA101-1702A001A1BA	40.64	43.18	PBT	Box
GPHA101-1802A001A1BA	43.18	45.72	PBT	Box
GPHA101-1902A001A1BA	45.72	48.26	PBT	Box
GPHA101-2002A001A1BA	48.26	50.80	PBT	Box
GPHA101-2102A001A1BA	50.80	53.34	PBT	Box
GPHA101-2202A001A1BA	53.34	55.88	PBT	Box
GPHA101-2302A001A1BA	55.88	58.42	PBT	Box
GPHA101-2402A001A1BA	58.42	60.96	PBT	Box
GPHA101-2502A001A1BA	60.96	63.50	PBT	Box
GPHA101-2602A001A1BA	63.50	66.04	PBT	Box
GPHA101-2702A001A1BA	66.04	68.58	PBT	Box
GPHA101-2802A001A1BA	68.58	71.12	PBT	Box
GPHA101-2902A001A1BA	71.12	73.66	PBT	Box
GPHA101-3002A001A1BA	73.66	76.20	PBT	Box
GPHA101-3102A001A1BA	76.20	78.74	PBT	Box
GPHA101-3202A001A1BA	78.74	81.28	PBT	Box
GPHA101-3302A001A1BA	81.28	83.82	PBT	Box
GPHA101-3402A001A1BA	83.82	86.36	PBT	Box
GPHA101-3502A001A1BA	86.36	88.90	PBT	Box
GPHA101-3602A001A1BA	88.90	91.44	PBT	Box
GPHA101-3702A001A1BA	91.44	93.98	PBT	Box
GPHA101-3802A001A1BA	93.98	96.52	PBT	Box
GPHA101-3902A001A1BA	96.52	99.06	PBT	Box
GPHA101-4002A001A1BA	99.06	101.60	PBT	Box

Ordering Information

G PHA101 - XX XX A 001 A 1 B X

No. of Pins per Row 01~40  
 Standard Plating 02=Gold Flash  
 Selective Plating 01=Tin 05=Gold Flash/Tin  
 Color 1=Black  
 Standard Packing A=Box  
 Selective Packing C=Tube

Greenconn P/N	Customer	Remarks
GPHA101-0901A001A1BA	Avnet Abacus	Automotive Connector
GPHA101-1001A001A1BA	Avnet Abacus	Automotive Connector

格稜股份有限公司 <b>Greenconn Corporation</b>		GENERAL TOLERANCE		DESIGN: 曹熙	DATE: 2013.11.13	DWG. NO. △△ GPHA101-CA1AB	TITLE. 2.54 PIN HEADER SINGLE ROW DIP TYPE BASE 2.54H
		X.±5.0°	X.±0.30	CHECKED: 劉北平	DATE: 2013.11.13		
REV. 06	UNIT. mm	SCALE. 4:1	PAGE. 1/1	AUDITED: 李輝	DATE: 2013.11.13	PART NO. GPHA101-XXXX A001A1BX	
				APPROVED: cc_li	DATE: 2013.11.13		