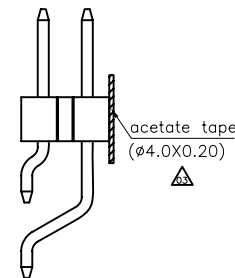
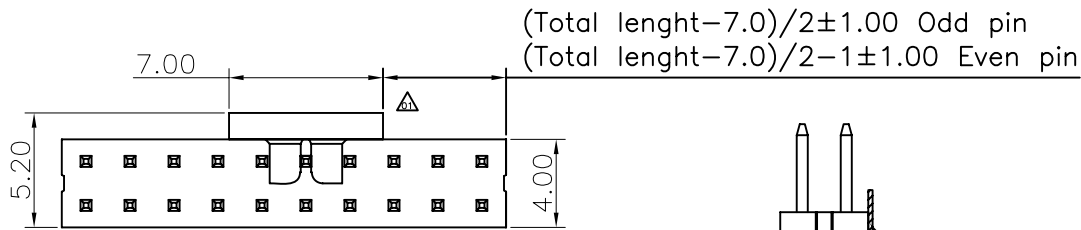
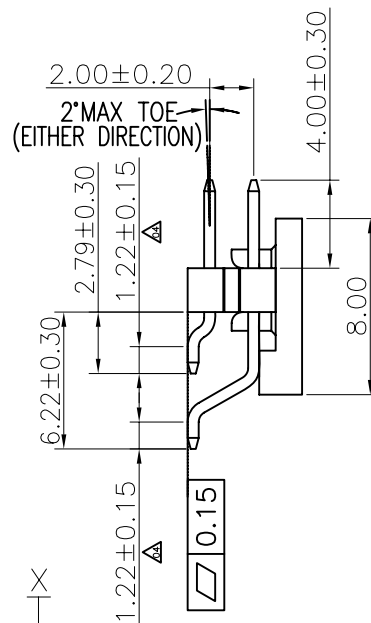
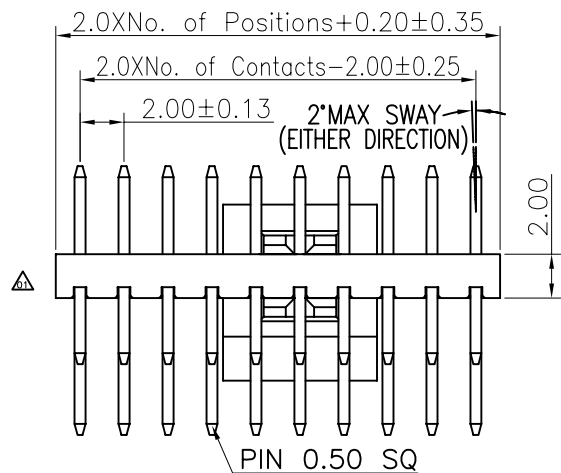


REV.	LOCAS.	DESCRIPTION	DATE	DRAWN
05	▲	變更料號	2009.06.13	彭思城
06	▲	依上級要求變更圖號	2011.10.27	李芳忠



Specifications  
 Current Rating:2Amp  
 Insulation Resistance:1000MΩMin.  
 Dielectric Withstanding Voltage:500VAC  
 Contact Resistance:20mΩMax.  
 Operating Temperature:-40°C to +105°C  
 Materials  
 Contact Material:Brass  
 Insulator Material:High Temperature Thermoplastic, UL 94V-0 Nylon 6T (Halogen Free) or the equivalent material  
 All materials must meet Greenconn requirement for environment protection.



### Ordering Information

G PFD201 - XX XX A 019 R 1 B X

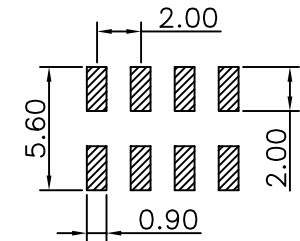
No. of Pins per Row  
 ▲ 02~40

Standard Plating  
 02=Gold Flash  
 Selective Plating  
 01=Tin  
 05=Gold Flash/Tin

Color  
 1=Black

Standard Packing  
 C=Tube  
 Selective Packing  
 A=Box  
 E=CAP+Tube  
 F=CAP+Tape&Reel

Recommended P.C.Board  
 Layout  
 (Tolerance:±0.05)



格菱股份有限公司  
**Greenconn Corporation**

#### GENERAL TOLERANCE

X.±5.0°	X.±0.30
.X±3.0°	.X±0.25
.XX±2.0°	.XX±0.15
.XXX±1.0°	.XXX±0.10

DESIGN: 李芳忠

DATE: 2011.10.27

CHECKED: 劉北平

DATE: 2011.10.27

AUDITED: 李輝

DATE: 2011.10.27

APPROVED: cc\_li

DATE: 2011.10.27

DWG. NO.

▲▲  
 GPFD201-CA19RB

PART NO.

▲  
 GPFD201-XXXX A019R1BX

TITLE.

2.00 PIN HEADER  
 DUAL ROWS SMT TYPE  
 BASE 2.00H

REV.	UNIT.	SCALE.	PAGE.	Symbol
06	mm	3:1	1/1	☉