

1 2 3 4 5 6 7 8

A

B

C

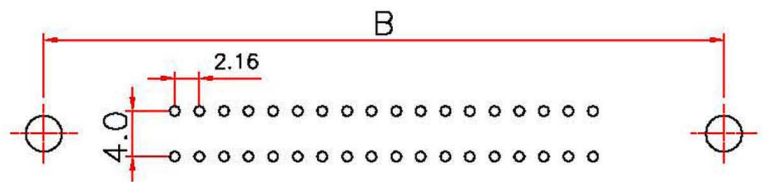
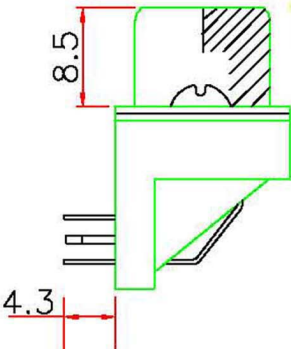
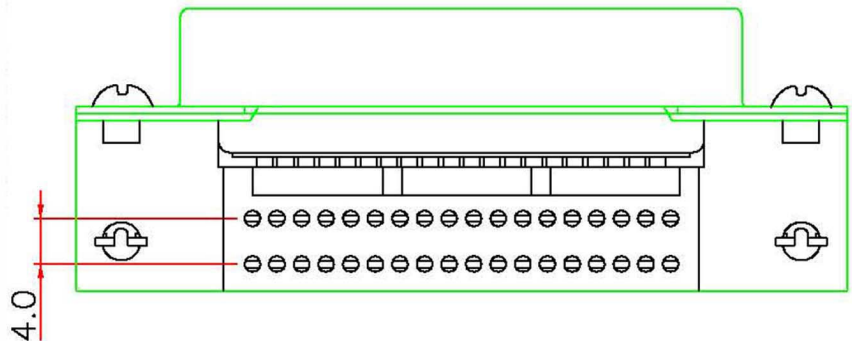
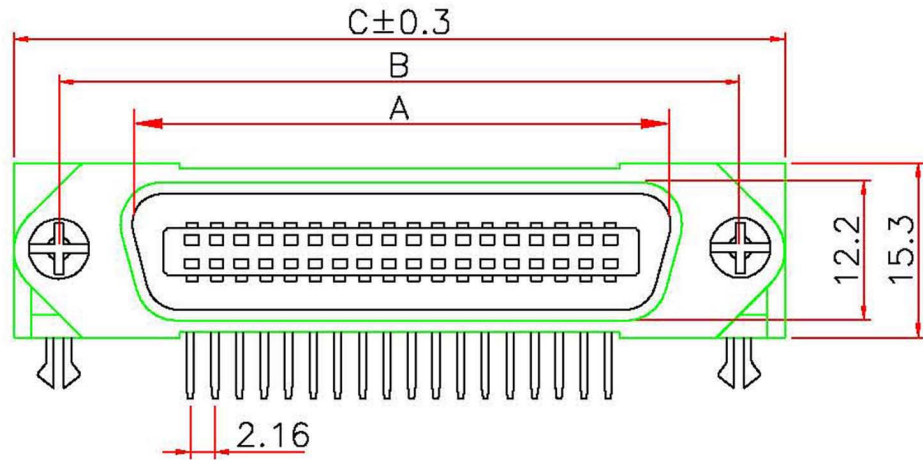
D

E

F

G

H



RECOMMENDED P.C.B LAYOUT (TOP VIEW)  
TOLERANCES: ±0.10mm

- INSULATOR - P.B.T. +30%GLASS FIBER
- UL 94V-0
- CONTACT - PHOSPHOR BRONZE
- SHELL FINISH - STEEL NICKEL PLATED
- HOOD - STEEL
- PLATING - CONTACT
- 1. GOLD FLASH (COMPLETE)
- 2. SELECTIVE GOLD OVER NICKEL PLATED
- (CONTACT AREA) TIN OVER NICKEL PLATED (TAIL AREA)
- SHELL
- NICKEL OVER COPPER PLATED
- HOOD
- NICKEL OVER COPPER PLATED

ELECTRICAL CHARACTERISTICS

- RATING CURRENT : 5 AMP
- CONTACT RESISTANCE : < 25 MILLIOHM
- INSULATION RESISTANCE : > 1000 MEGOHM AT 500V
- DIELECTRIC VOLTAGE : 1000V AT 1 MINUTE
- OPERATION TEMPERATURE : -55°C TO +105°C

APPLIED TO WAVE SOLDER CAPABLE TO 240°

POSITION	A	B	C
14M	25.50	36.00	43.90
24M	36.30	46.80	54.70
36M	49.30	59.70	67.70
50M	64.40	74.90	82.80

RoHS Compliant		<b>HSM</b> 玄茂科技股份有限公司 HSUAN MAO TECHNOLOGY CO., LTD.	
APPD. 核准 Angel	SCALE 比例 参考	TOLERANCE 容許公差 .0 ±0.3 .00 ±0.2 ANG. ±5°	PART NAME 品名 CENTRONIC PCB 90°36M SCREW W/BOARDLOCK W/O LATCH ROHS LOW-LEAD
DWG. 製圖 Yumi	UNIT 單位 M M	SIZE. 紙張尺寸 A 4	PART NO. 料號 C0713-XXMAAXX0R
DATE 制表日 2008/03/19	PAGE 張數 1 OF 1	REV. 次 A	

1 2 3 4 5 6 7 8