


21W Constant current Dip Switch-FLS Series



■ Approve

CE CB SELV

Features

- Class II, SELV, built-in/independent
- Input Voltage 220-240VAC
- Protections: SCP/OLP/OVP
- Power Factor > 0.95
- Efficiency ≥85%
- 5 years warranty

Applications

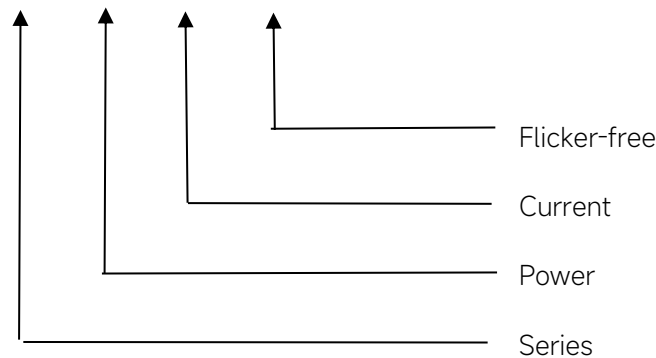
- LED strips, LED panel
- Down light, Track spot light

◆ Description

FLS-21-500 LD is a 21W constant current LED driver with 150 to 500mA output current and a forward voltage range from 10 to 42Vdc. The output current is selectable by DIP Switch. With it's compact dimensions from 97 x 43 x30 mm it is easy to integrate in LED Panel and down light products. The side covers are available as accessories and allow to use the LED driver independent.

◆ Model code

FLS-21-500 LD



◆ Specification

	Constant Current	150mA	200mA	250mA	300mA	400mA	450mA	500mA
Output	Voltage Range	10-42VDC						
	Unload voltage Max.	52VDC						
	Current Accuracy	±7%	±5%					
	Output HF current ripple(≥1KHz)	±5%						
	Output LF current ripple(≤120Hz)	±5%						
	SVM	≤0.4@Full Load						
	Pst	≤1@Full Load						
	Efficiency(Typ.)	≥85%						
	Input	Rated input voltage	220-240VAC					
Range of input voltage		176-264VAC						
Rated input voltage(DC)		176-280VDC						
Frequency(Hz)		0/50/60 Hz						
Displacement factor		≥0.9						
Power Factor		≥0.95						
Input Current max		0.16A						
Start-up time		< 0.5S						
No Load Power		≤0.5W						
THD (Typ.)		< 5%						
Protection	Over Load Protection	103-120% YES/Auto Resume						
	Over Voltage Protection	> 52VDC YES/Auto Resume						
	Short circuit Protection	YES/Auto Resume						
Environment	Operating Temperature	-20°C~+45°C						
	Humidity	20%-90%RH						
	Tc	80°C						
	Storage Temperature	-25°C~+60°C						
	Life time	> 30000h@Tc=75°C,230VAC						
Surface	Dimension	131X43X30(LXWXH)mm			(Without side caps) : 97X43X30(LXWXH)mm			
standards	EN 61347-1; EN61347-2-13; EN62384; EN55015; EN61000-3-2 ; EN61000-3-3; EN 61547;							
Others	ErP	EU 2019/2020						
	RoHS	RoHS (2011/65/EU) (EU)2015/863						
Note	1.All parameters NOT specially mentioned are measured at 240VAC input, full load and 25°C of ambient temperature. 2.Ripple & Noise are measured at 20MHz of bandwidth by using a 300mm twisted pair-wire terminated with a 0.1uF & 47 uF parallel capacitor.							

◆ Parameter

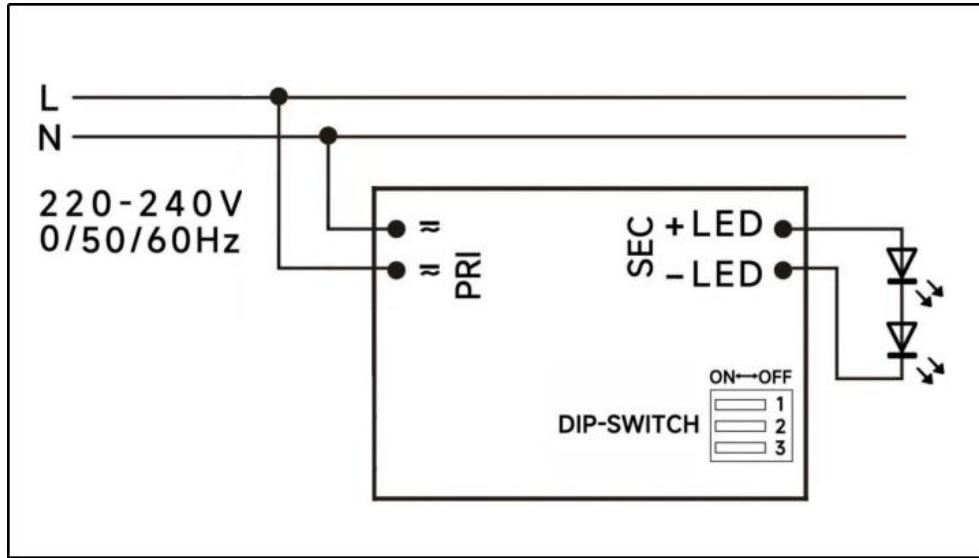
Number	Output				Switch position		
	Current (mA) I1+I2	Voltage (VDC)	Voltage No load (VDC)	Power (W)	1	2	3
1	150mA	10-42	60	6.3W	--	--	--
2	200mA			8.4W	ON	--	--
3	250mA			10.5W	--	ON	--
4	300mA			12.6W	--	--	ON
5	350mA			14.7W	ON	--	ON
6	400mA			16.8W	--	ON	ON
7	450mA			18.9W	ON	ON	ON
8	500mA			21W	ON	ON	ON

* Factory default

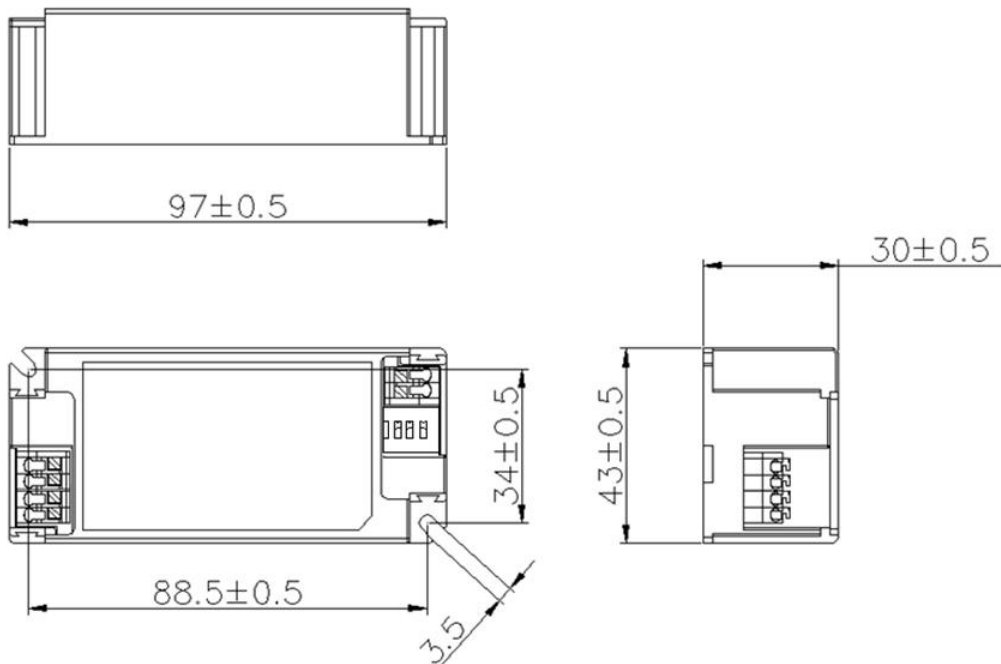
◆ Circuit Breaker

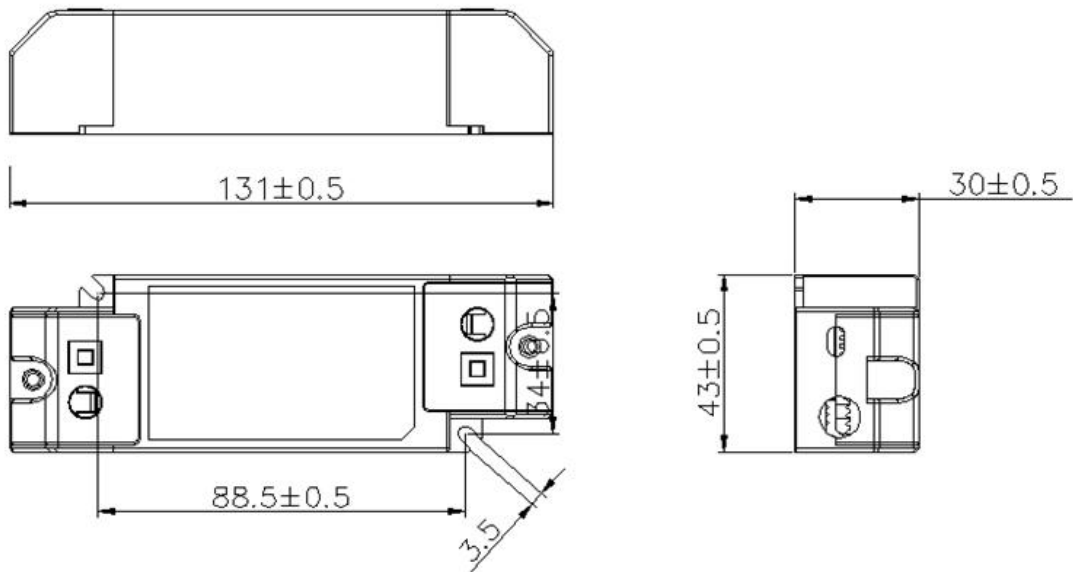
I ^{peak}	T _{width}	B10	B16	B20	C10	C16	C20
4.82A	40μs	32pcs	51pcs	64pcs	32pcs	51pcs	64pcs

◆ **Wiring diagram**



◆ **2D diagram**

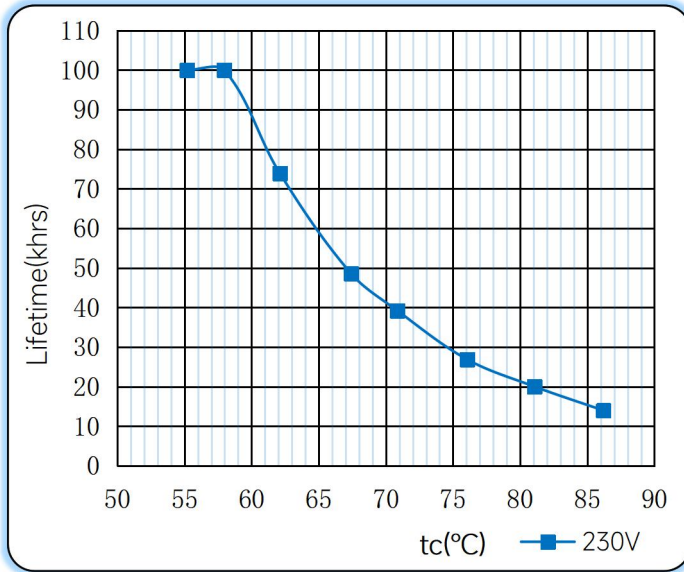


With side caps

◆ Wiring & Connections

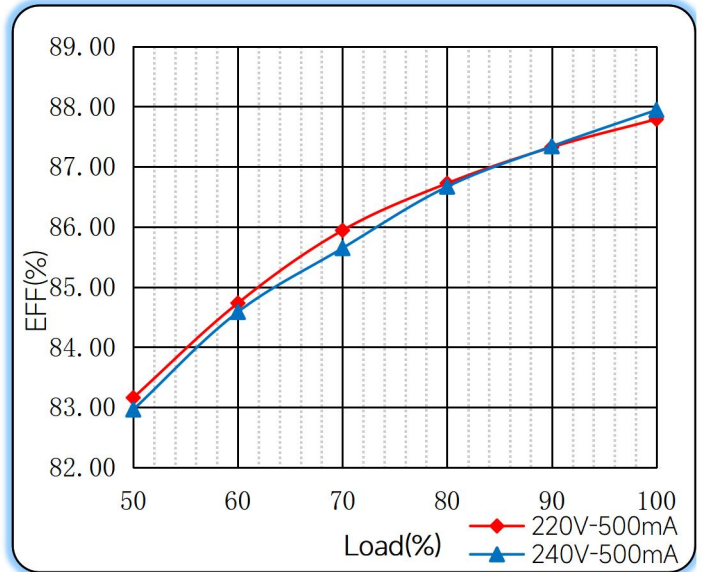
Specification item		Value (Unit)
Input	Input wire cross-section	0.5...1.5 mm ²
	Input wire gauge.	16...20 AWG
	Input wire strip length	7...9mm
Output	Output wire cross-section	0.5...1.5 mm ²
	Output wire gauge.	16...20 AWG
	Output wire strip length	7...9mm

◆ **Curve for FLS-21-500 LD, I_o=500mA**

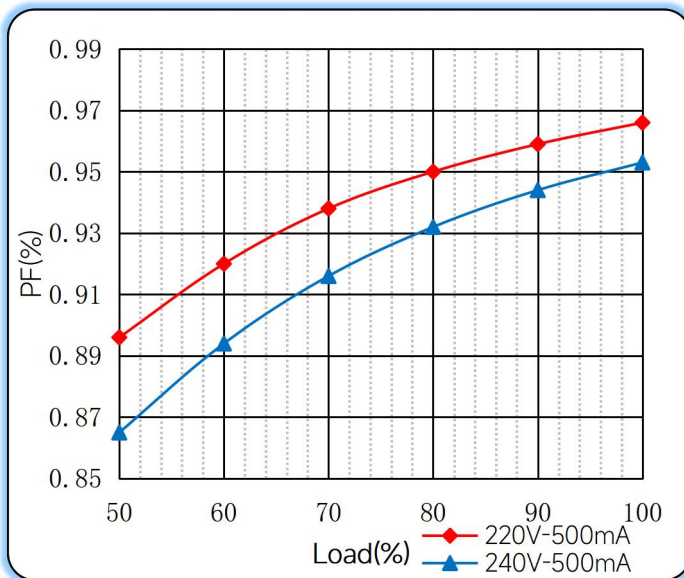
Lifetime vs. Temperature Curve



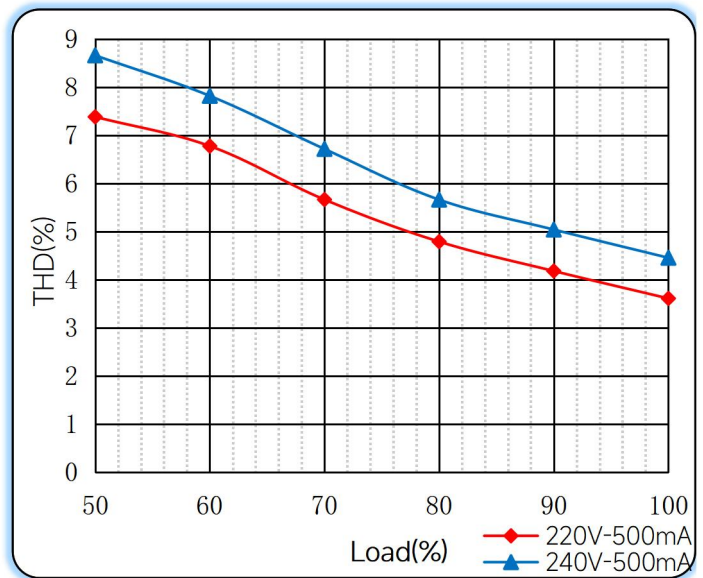
Efficiency vs. Load



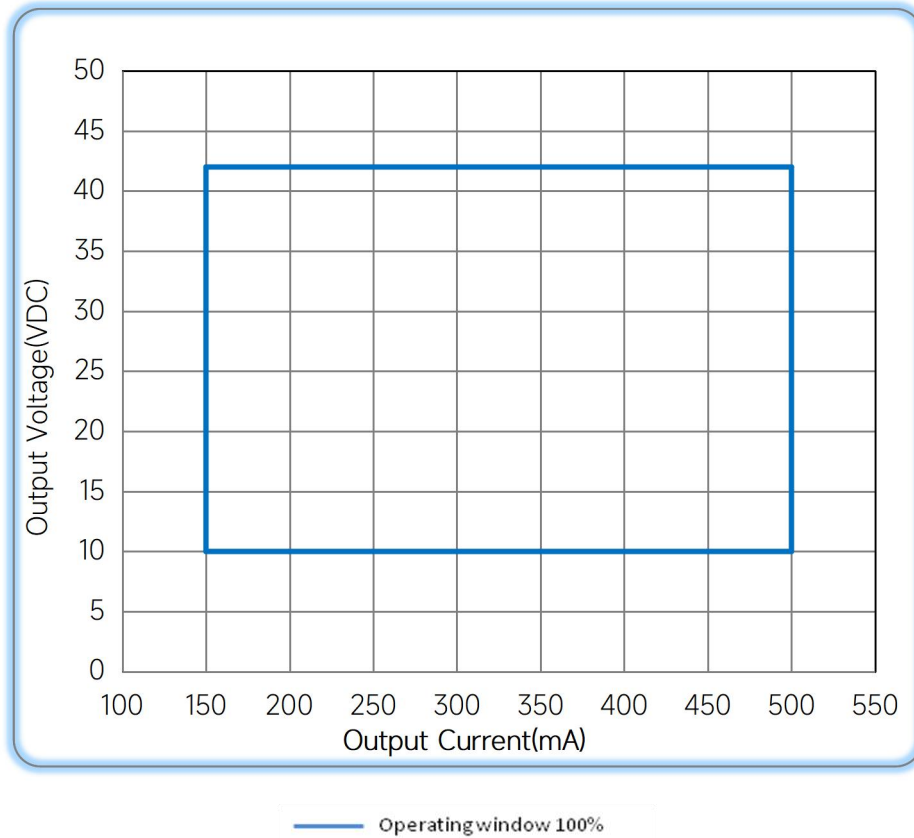
Power Factor Characteristics



THD vs. Load



◆ **Operating window**



◆ **Revision Updates**

ITEM	BEFORE	AFTER	VERSION	DATE
Initial			A	2022/05/15

Tel: +86-0757-86256822, +86-0757-86256831

E-mail: sales@eaglerise.com

Website : <https://lighting.eaglerise.com>



EAGLERISE



Manual