

GLASS PASSIVATED BRIDGE RECTIFIERS

REVERSE VOLTAGE - 50 to 1000Volts

FORWARD CURRENT - 4Amperes

FEATURES

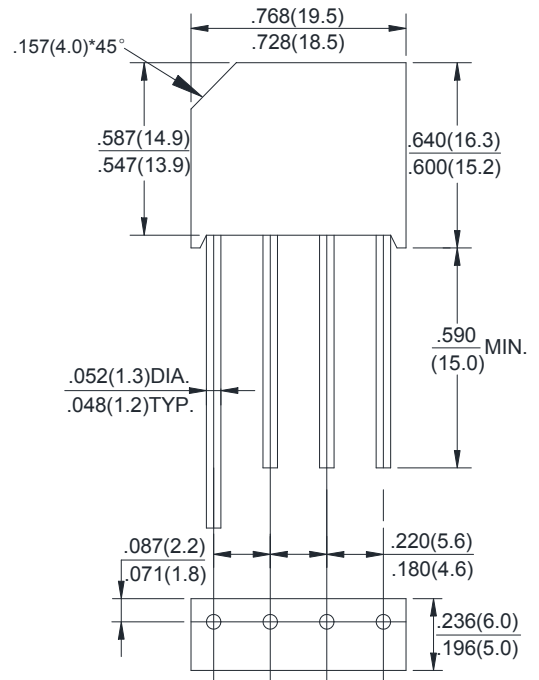
- Surge overload rating -125 Amperes peak
- Ideal for printed circuit board
- Plastic material has UL flammability classification 94V-0
- Mounting position :Any
- Weight: 0.18 ounces , 4.7 grams

MAXIMUM RATINGS AND ELECTRICAL CHARACTERISTICS

Rating at 25°C ambient temperature unless otherwise specified.

Single phase, half wave ,60Hz, resistive or inductive load.

For capacitive load, derate current by 20%



Dimensions in inches and (millimeters)

Package: KBL

CHARACTERISTICS	SYMBOL	KBL	KBL	KBL	KBL	KBL	KBL	KBL	UNIT
		4005	401	402	404	406	408	410	
Maximum Recurrent Peak Reverse Voltage	VRRM	50	100	200	400	600	800	1000	V
Maximum RMS Bridge Input Voltage	VRMS	35	70	140	280	420	560	700	V
Maximum DC Blocking Voltage	VDC	50	100	200	400	600	800	1000	V
Maximum Average Forward Output Current at 50°C TA (Note1)	I(AV)	4.0							A
Peak Forward Surge Current 8.3ms Single Half Sine-Wave Super Imposed on Rated Load	IFSM	125							A
Maximum Forward Voltage Drop Per Element at 4.0A Peak	VF	1.1							V
Maximum DC Reverse Current at Rated DC Blocking Voltage	IR	10.0							uA
Maximum Reverse Current at Rated DC Blocking Voltage and 150°C TA	IR	1.0							mA
Operating Temperature Range TJ	TJ	-55 to +150							°C
Storage Temperature Range TA	TSTG	-55 to +150							°C

NOTES: 1. Mounting conditions ,0.5" lead length maximum.

**GLASS PASSIVATED BRIDGE RECTIFIERS
RATING AND CHARACTERISTIC CURVES**

FIG.1-MAXIMUM FORWARD SURGE CURRENT

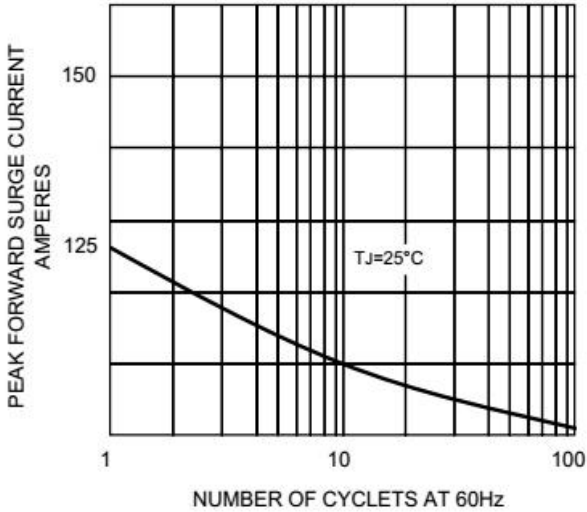


FIG.2-DERATING CURVE
OUTPUT RECTIFIED CURRENT

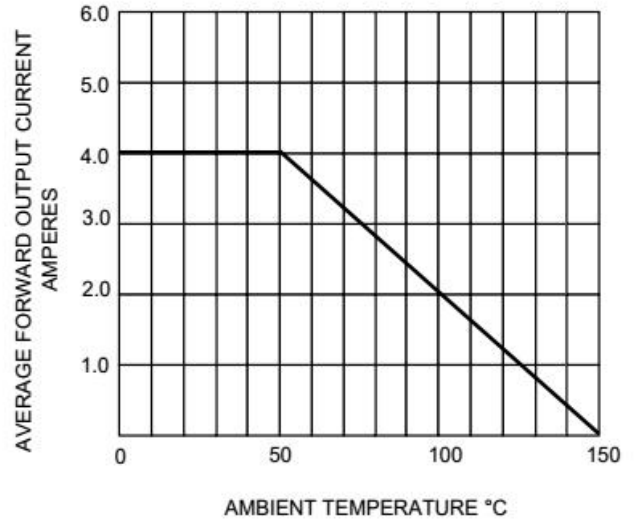


FIG.3-TYPICAL FORWARD CHARACTERISTICS

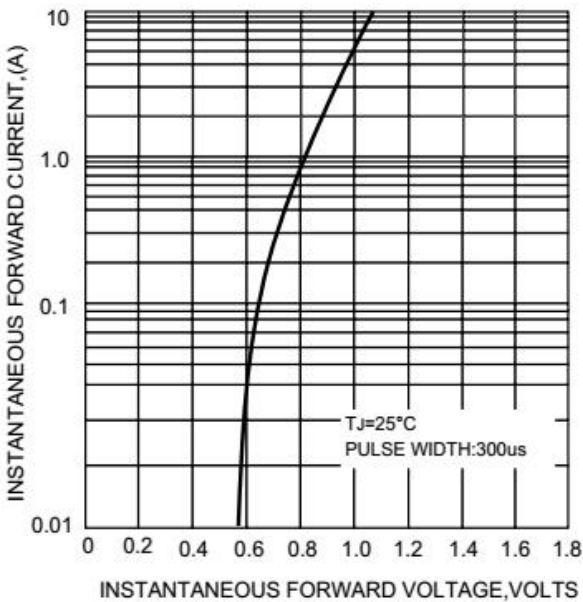


FIG.4- TYPICAL REVERSE CHARACTERISTICS

