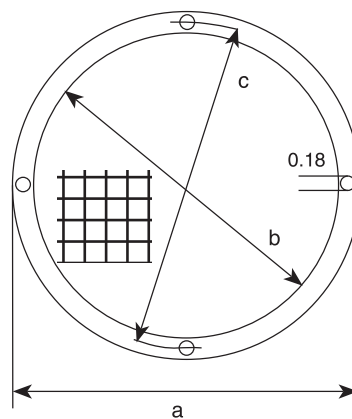


Finger Guards for Centrifugal Blowers



Part Number	Blower Wheel Size	Max. Dim.- in. (mm)		
		a	b	c
9489-2-4039	085	3.5 (90)	2.9 (74)	3.3 (84)
9485-2-4039	097 ◊	-	-	4.5 (114)
9490-2-4039	108	5.0 (126)	4.3 (110)	4.7 (118)
9494-2-4039	120	5.5 (140)	4.9 (124)	5.2 (132)
9500-2-4039	133 ◊	-	-	5.7 (145)
9492-2-4039	140/146	6.6 (168)	6.0 (152)	6.2 (158)
9503-2-4039	160	7.1 (180)	6.4 (162)	6.9 (175)
9493-2-4039	180	8.1 (205)	7.2 (183)	7.6 (194)

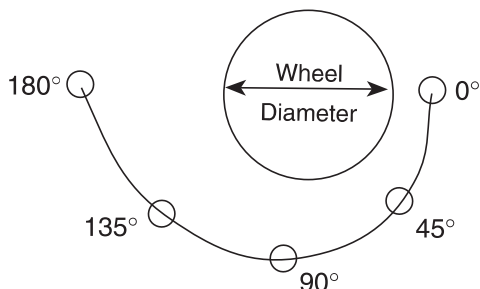
◊ – Dual inlet wire guard with three holes at 120°



Material is galvanized wire.

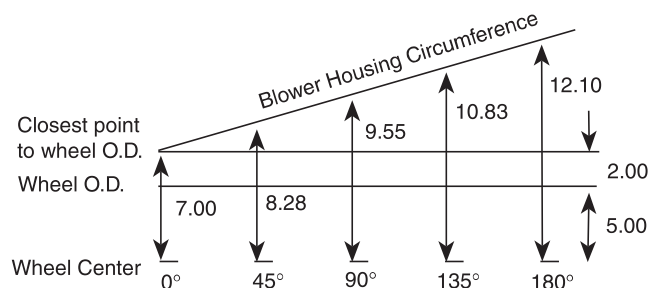
Technical Note on Scroll Housing

18° EXPANSION, FOR REFERENCE ONLY



Forward Curved Wheels use 6° - 12° expansion, 10° normal
Backward Curved Wheel normally uses 18° half scroll
MODIFY TO SUIT YOUR NEEDS

REFERENCE ONLY BASED ON A 10 INCH DIAMETER WHEEL



ANGLE AROUND WHEEL FROM STARTING POINT
(a half scroll housing expands for approx. 180 degrees)
NOTE: Expansion angle must always increase.