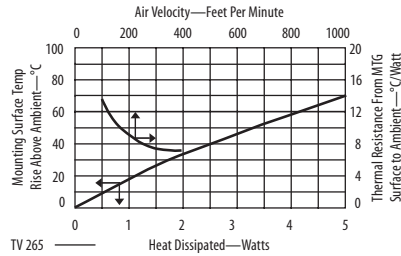
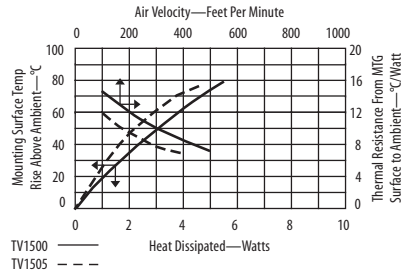


# TO-220 Heat Sinks

## TV265, TV1500, TV1505 Channel style heat sink features twisted fins



Channel style heat sink features **twisted fins** for increased air turbulence and better cooling. Can be mounted vertically or horizontally. Models are available with integrated twist tabs or mounting solderable tabs.

### ORDERING INFORMATION

Part Number	Description	Figure	Dia of PCB Plated Thru Hole for Tabs
TV265G	Channel style heat sink with twisted fins and solderable tabs	A	2.39 (0.094)
TV1500G	Channel style heat sink with twisted fins	B	
TV1505G	With integrated twist tabs	B	3.30 (0.130)

FIGURE A

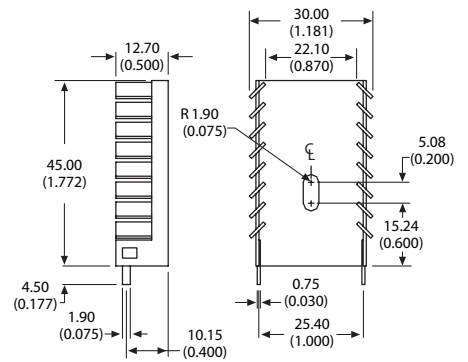
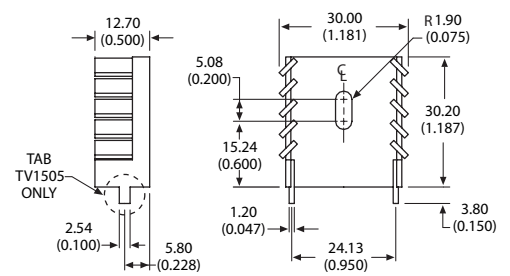


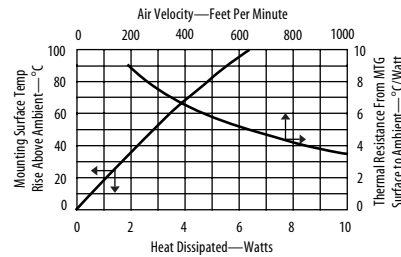
FIGURE B



Material: 1.27 (0.050) Thick Aluminum  
Finish: Black Anodize

## 5900

## Channel style heat sink features solderable tabs and twisted fins

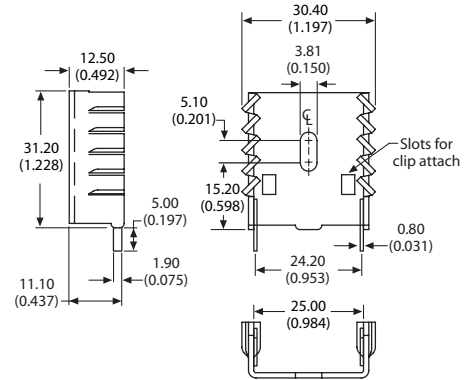


Channel style heat sink features **solderable tabs and twisted fins** for increased air turbulence for better cooling. For ease of assembly use with clip 7701 (sold separately) to attach device. See page 97 for clip information.

### ORDERING INFORMATION

Part Number	Description	Dia of PCB Plated Thru Hole for Tabs
5900PBG	Channel style heat sink with twisted fins and solderable tabs	2.40 (0.094)

\* Edges cut during the manufacturing process will be unfinished.  
See page 110 for more information.



Material: 1.19 (0.047) Thick Aluminum  
Finish: Pre Black Anodize\*