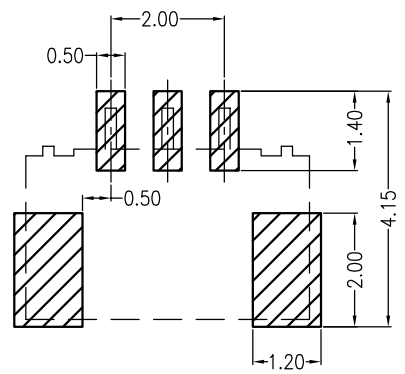
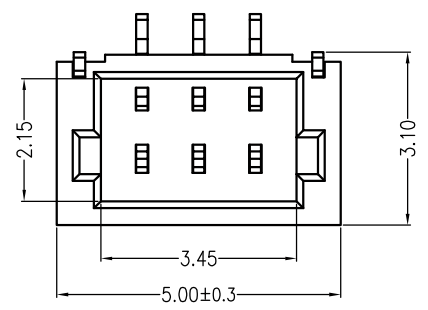
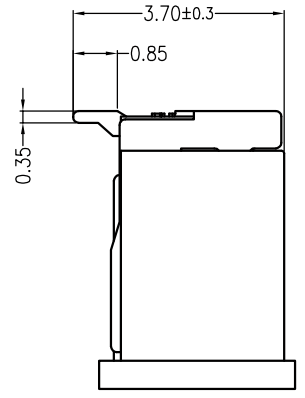
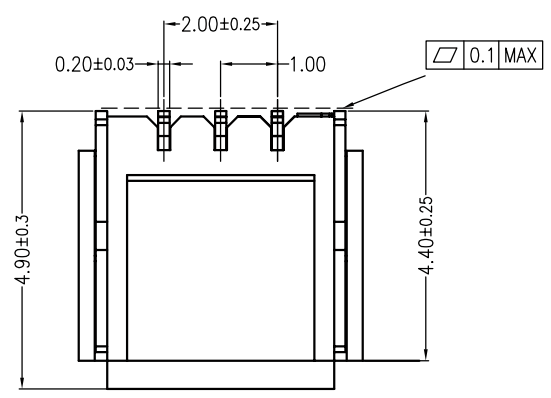
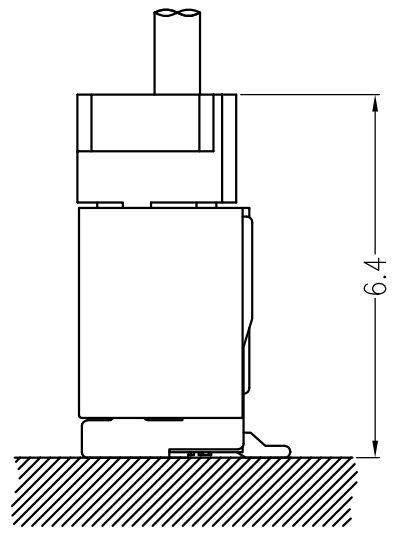


REV	ECN No.	DESCRIPTION	DESIGN	DATE
A0		Release	吴丹平	2017.05.24



Recommend PCB Layout



主要技术参数 Main Specifications

- 线 数 (Poles): 02 to 20
- 接触电阻 (Contact resistance): $\leq 20m\Omega$
- 绝缘电阻 (Insulation resistance): $\geq 100M\Omega$
- 额定电压 (Rated voltage): 50V AC DC
- 额定电流 (Rated current): 0.5A AC DC
- 耐 电压 (Withstand Voltage): 500V AC/minute
- 温度范围 (Temperature Range) : -25°C ~ +105°C



C	SOLDER TAB	2 PCS	PHOSPHORBRONZE	MATTE Sn-plated
B	CONTACT	3 PCS	PHOSPHORBRONZE	MATTE Sn-plated
A	PEDESTAL	1 PCS	LCP	UL 94V-0, COLOR:BEIGE
ITEM	COMPONENT	Q'TY	MATERIAL	FINISH
LEDsconn				TITLE: 1.0mmPITCH 180°WAFER SMT TYPE
X.±0.5	X.±5'	USE: CUSTOMER		PART NO.:
.X±0.3	.X±2'	APPD: 邵敬和		
.XX±0.25	.XX±1'	CHKD: 田 峰		DWG NO.:
---	---	DR: 吴丹平		SCALE 1 : 1
UNITS: mm				SHEET 1 / 1