


5.4V – 2 SERIAL MODULE



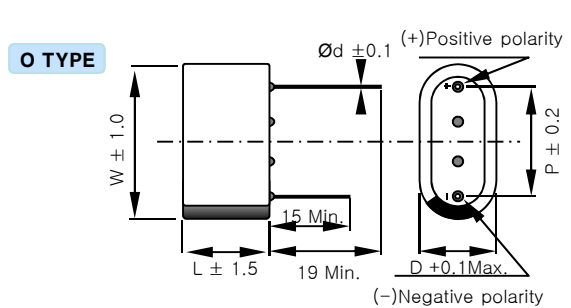
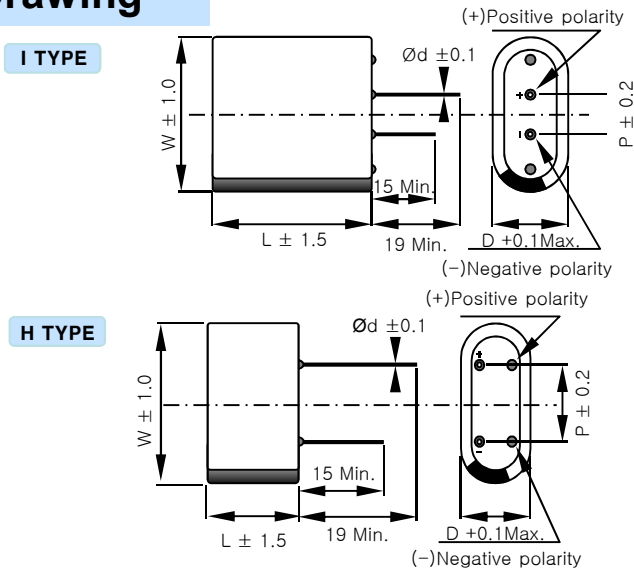
FEATURES

2 units serially connected to provide 5.4V products

Lead terminal type

2-Pin terminal type according to customer's requirement

Drawing



D = 8.5mm

TYPE	I	O	H
P	4.7	12.3	8.5

D = 10.5mm

TYPE	I	O	H
P	5.5	15.5	10.5

D = 13mm

TYPE	I	O	H
P	7.5	18.5	13

SPECIFICATION

ITEM		CHARACTERISTICS
Rated Voltage (V _R)		5.4 V
Operating Temperature		-40 ~ +65°C
Capacitance Tolerance		-10 ~ +30%
High Temp. Load Life	Measure	After 1,000 hours at V _R loaded under +70°C, capacitors meet the following criteria.
	Cap. Change	
	ESR Change	100% increase from specified value
85°C Higher Temperature		Max. 4.2V
Cycle Life Characteristics	Cycle	500,000
	Cap. Change	≤ 30% of initial value
	ESR Change	100% increase from specified value
	Condition	Cycle of Charge/discharge from V _R to 1/2V _R
Shelf Life		2 years No Electrical Charge, Temperature Below 70°C (ΔC : ≤10% of initial value / ΔESR : ≤ 50% of initial value)

Part Number	Rated Voltage (V)	Capacitance (F)	ESR (mΩ)		Max. Current (A)	Leakage Current (mA, 72hr)	Size (mm) D × W × L	Weight (g)	Volume (ml)
			AC(1kHz)	DC					
VEC5R4504QG	5.4	0.5	265	395	1.0	0.002	8.5×17×15.5	2.6	2.2
VEC5R4155QG		1.5	115	195	3.0	0.007	8.5×17×22	3.3	3.2
VEC5R4255QA		2.5	75	125	5.0	0.010	8.5×17×27	4.5	3.9
VEC5R4255QG		2.5	115	175	4.5	0.010	10.5×21×22.5	4.7	5.0
VEC5R4355QG		3.5	115	195	5.5	0.014	10.5×21×22.5	4.8	5.0
VEC5R4505QA		5.0	75	125	8.0	0.020	10.5×21×27	6.4	7.0
VEC5R4505QG		5.0	55	85	9.0	0.020	10.5×21×32	6.6	7.1
VEC5R4755QG		7.5	55	85	12.5	0.030	13×26×28	9.6	9.5

* Max. Current : 1 sec. discharge to 1/2V_R

* When do module more than 2 series, please fully discharge over 1 hour first, then assemble right after within 1 hour.